

### FATAL OCCUPATIONAL INJURIES

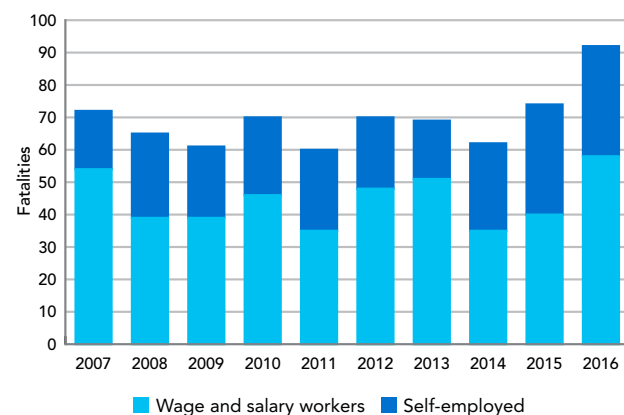
In 2016, one Minnesota worker died every four days.

**3.4:** Minnesota's fatal occupational injury rate in 2016.

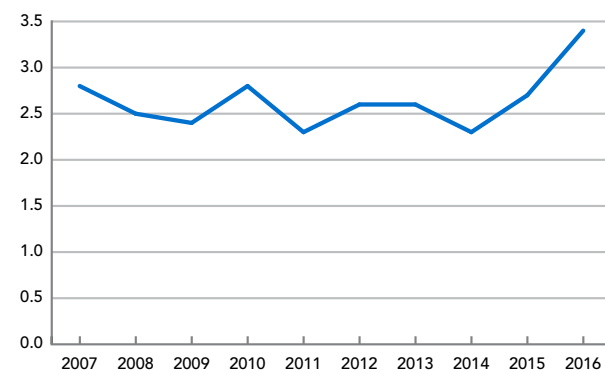
**3.6:** National fatal occupational injury rate in 2016.

More than one in three fatal workplace injuries involved driving or operating a vehicle.

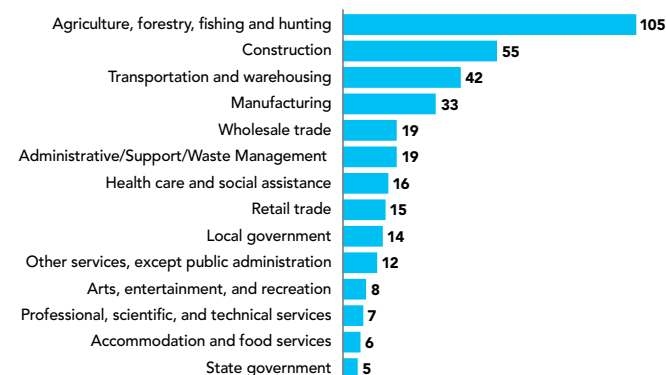
#### NUMBER PER YEAR



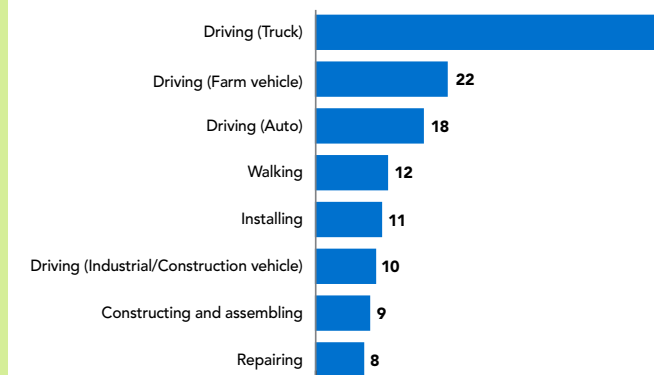
#### RATE PER 100,000 FTE WORKERS



#### BY INDUSTRY, 2012-2016



#### BY WORKER ACTIVITY, 2012-2016

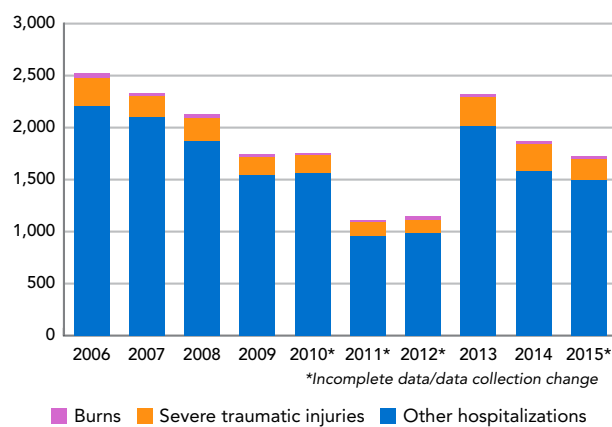


### NON-FATAL INJURIES AND ILLNESSES

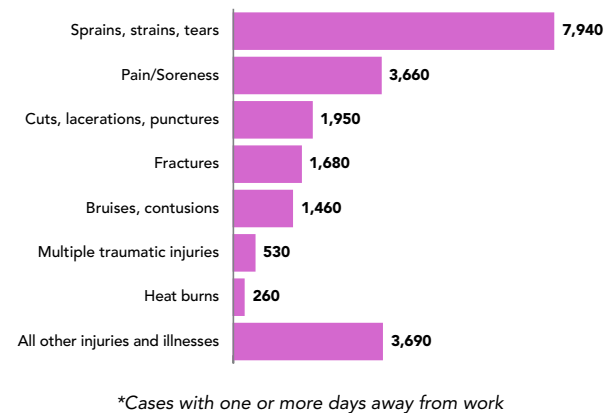
**202/day:** Number of nonfatal workplace injuries and illnesses, 2016.

**94/day:** Number of serious workplace injuries and illnesses requiring time off, job transfer or other restrictions, 2016.

#### HOSPITALIZATIONS



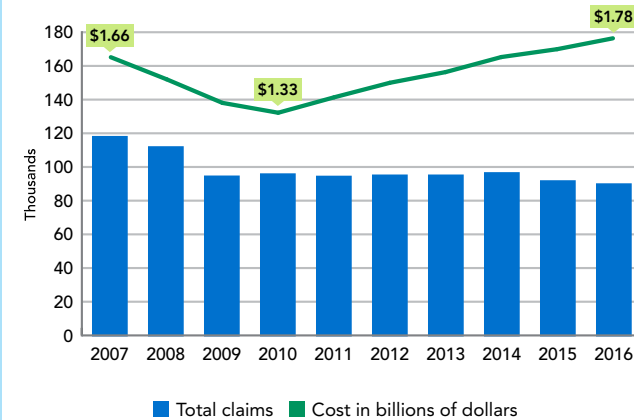
#### INJURY AND ILLNESS TYPES, 2016



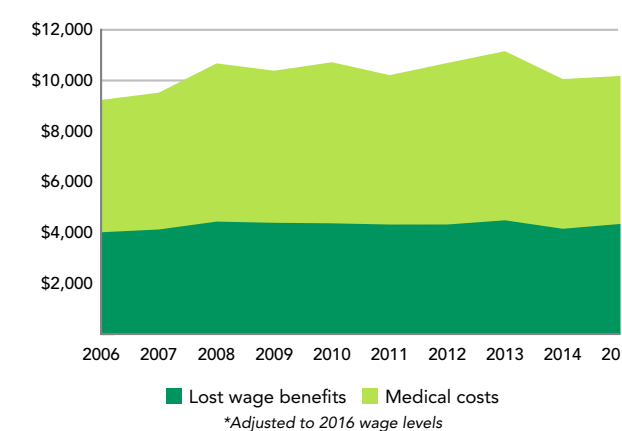
### WORKERS' COMPENSATION

The number of claims has dropped since 2007, but the cost per claim has increased.

#### CLAIMS AND TOTAL SYSTEM COSTS



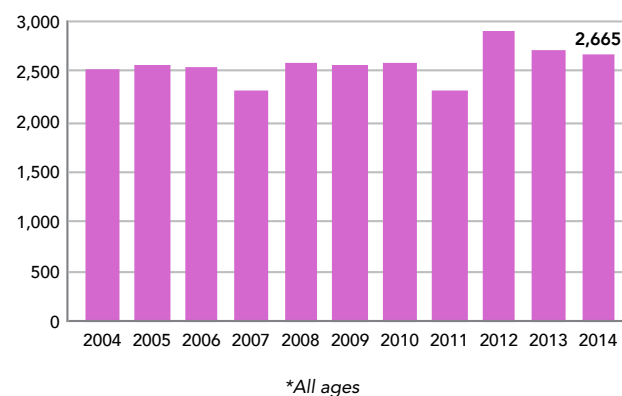
#### COST PER CLAIM



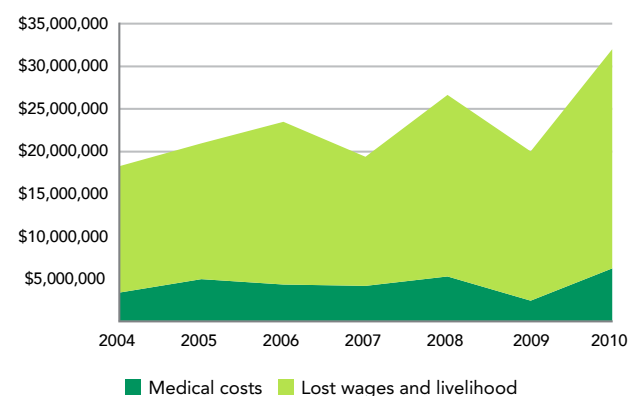
## FARM-RELATED INJURIES

Seven people a day are seriously injured on the farm.

### SERIOUS INJURIES

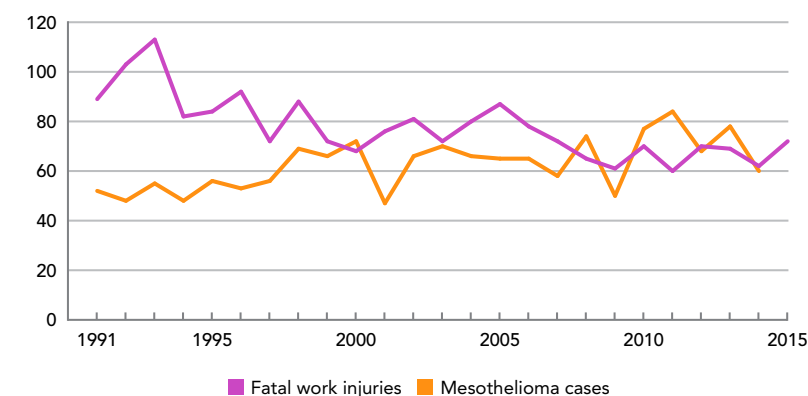


### COSTS



## LUNG DISEASE

### FATAL INJURIES AND MESOTHELIOMA CASES

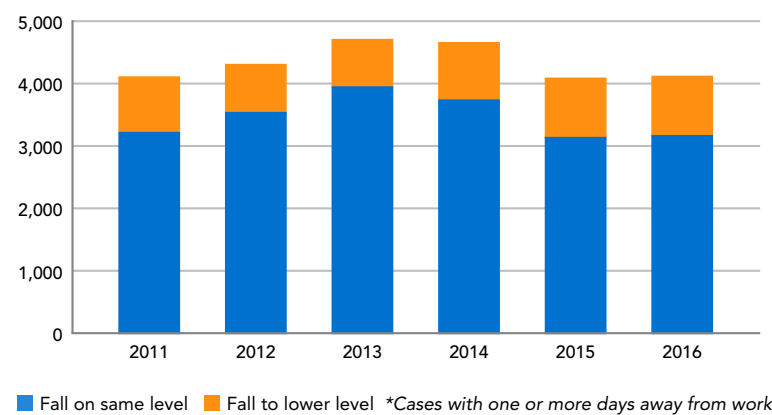


Workplace illnesses like mesothelioma (lung disease and cancer) can appear many years after exposure. Almost all male cases are due to asbestos exposure at work. A significant portion of female cases are due to second-hand exposure to asbestos dust brought home on clothing.

Contrary to common belief, asbestos has not been banned from products. Certain uses, primarily in construction and automotive products, are still allowed. Current proposals at the Federal level could allow more "new uses" of asbestos.

## FALLS

### FALLS IN THE WORKPLACE



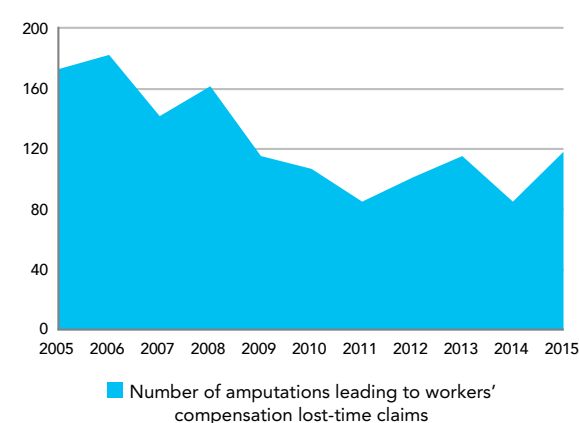
Eleven people a day fall at work and are injured. This includes falls to a lower level and falls on the same level.

Falls are not just a risk at work. Minnesota ranks as one of the five worst states for fall fatalities among people over 65 years old. Falls are the number one cause of injuries and death, well ahead of motor vehicle accidents and drug-related poisonings.

## AMPUTATIONS

Amputations are less frequent than other injuries but have a severe impact on both the employee and employer.

### NUMBER PER YEAR



## OSH PROFESSIONALS

The number of safety professionals in the workforce has dropped 15% since 2005.

### OCCUPATIONAL SAFETY AND HEALTH PROFESSIONALS

